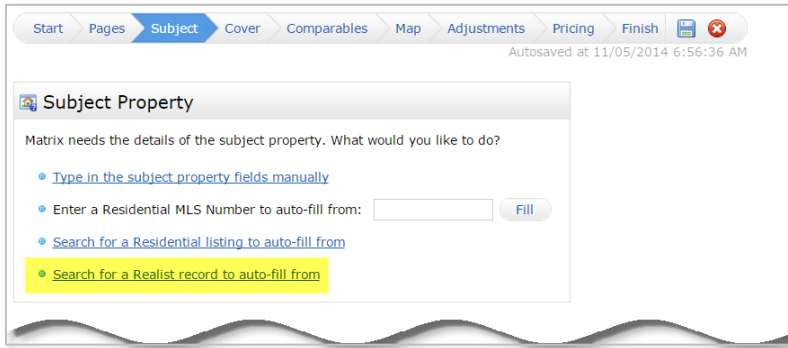


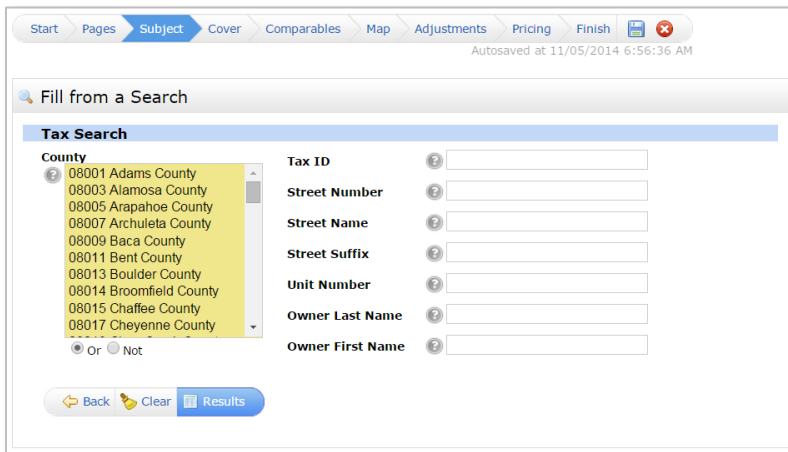
CMA Subject Fill from Realist

When completing a CMA, you will now have the option to fill the Subject Property from Realist.

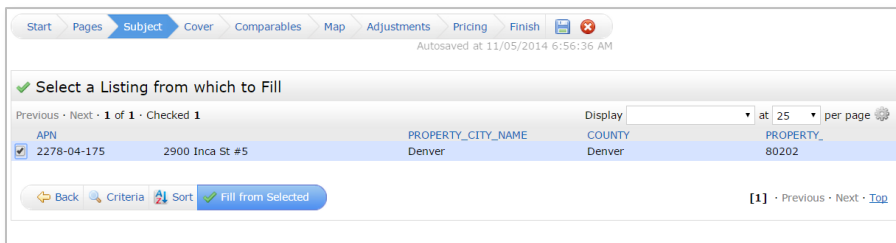
1. Once you've started the CMA and selected your pages to include, click the **Search for a Realist record to auto-fill from** on the Subject property tab.



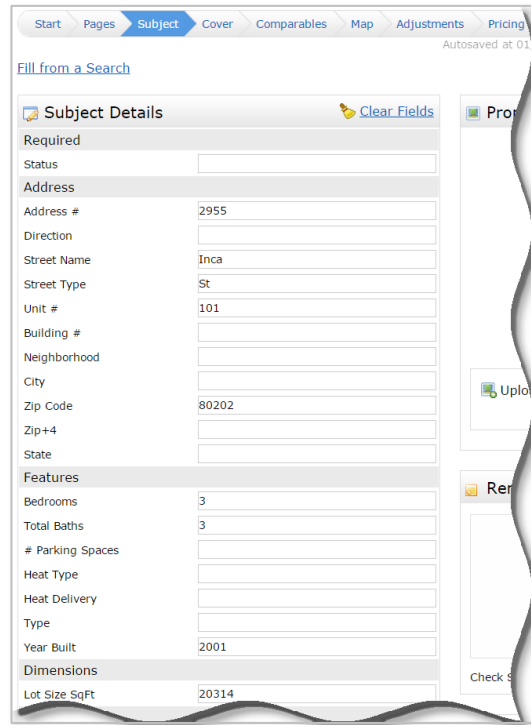
2. You'll be taken to a Tax Search screen. Select the County and enter the search criteria to search Realist for your subject property.



3. From the search results, select the subject property and click **Fill from Selected**.



- The Subject Property tab will be populated with available information from Realist.
Note: Custom fields are not filled from Realist on the CMA.



My REcolorado Metrics

Office admins now have the ability to access My REcolorado Metrics for the listings in their office.

PSF Finished Added to Reports

The Quick CMA reports available from Residential, Income, and Cross Property searches have been updated to include PSF Finished.

Property Type: Residential												
Status is 'Active' Status Contractual Search Date is 01/08/2015 to 11/09/2014												
Active Properties												
MLS Number	Address	City	Beds	Baths	SqFt Abv	SqFt Ttl	SqFt Fin	List	PSF Abv	PSF Ttl	PSF Fin	CDO
7901547	2206 Eagles Nest Dr	Austin	4	3	2,512	2,512	2,512	12/30/2014	119	119	119	0
3738785	123 Treat	Arapahoe	2	2	1,200	1,200	1,200	12/4/2014	146	146	146	0
Count: 2			Averages:			1,856	1,856	1,856	\$ 133	\$ 133	\$ 133	0
List Price:			High	\$300,000	Low	\$175,000	Median	\$237,500				

The 1004MC Tabular Statistics report available from Residential searches has been updated to include PSF Finished. In addition, the following statement has been added at the top of the report: "Minimum, maximum, average, and median values are calculated from all listings that match the criteria for each table. No row corresponds to a specific listing."

1004MC Tabular Statistics

Minimum, maximum, average, and median values are calculated from all listings that match the criteria for each table. No row corresponds to a specific listing.

Status is 'Sold' Status Contractual Search Date is 01/08/2015 to 07/12/2014

Sold Listings																
#	Beds	Baths	SqFt Total	SqFt Above	List Price	PSF Above	PSF Total	PSF Fin	Sold Price	Sold/ List	Net Sold	Net Sold/ List	Sold/ Orig List	CDOM	Year Built	Age
Min	1	1	495	495	\$59,000	\$106	\$106	\$106	\$55,500	94%	\$52,750	89%	47%	228	1973	34
Max	3	3	2,166	2,166	\$229,500	\$379	\$379	\$379	\$500,000	435%	\$499,950	435%	526%	1,992	1981	42
Avg	2	2	1,327	1,327	\$134,500	\$199	\$199	\$199	\$261,833	210%	\$260,900	208%	218%	1,224	1976	39
Med	3	2	1,320	1,320	\$115,000	\$112	\$112	\$112	\$230,000	100%	\$230,000	100%	79%	1,453	1975	40

Total number of Sold Listings evaluated: 3

Other Updates

- Legal Description is now available as an Exportable field in Realist.

CUSTOM EXPORT

- County
- Forecast Standard Deviation
- Land Use - CoreLogic
- Last Mkt Rec Date
- Legal Description
- Lot Acres
- Mailing Address
- Mailing City & State
- Mailing Zip
- MLS Area
- Owner Last Name
- Owner Name 2
- PIN
- Effective Yr Built
- Heat Type
- Land Use - County
- Last Mkt Sale Price
- Lot
- Lot Sq Ft
- Mailing Carrier Route
- Mailing State
- Mailing ZIP 4
- Owner First Name
- Owner Name
- Owner Occupied
- Pool

- Listing History will now include County as part of the criteria considered when determining matching properties.
- When searching on the map, the information that is displayed for New Home Plans and New Home Communities has been updated.

